

Issue Date \_\_\_\_\_  
Tax Parcel No. \_\_\_\_\_  
Permit Fee \_\_\_\_\_  
Expiration Date . \_\_\_\_\_

Zoning District \_\_\_\_\_

Date Stamp \_\_\_\_\_

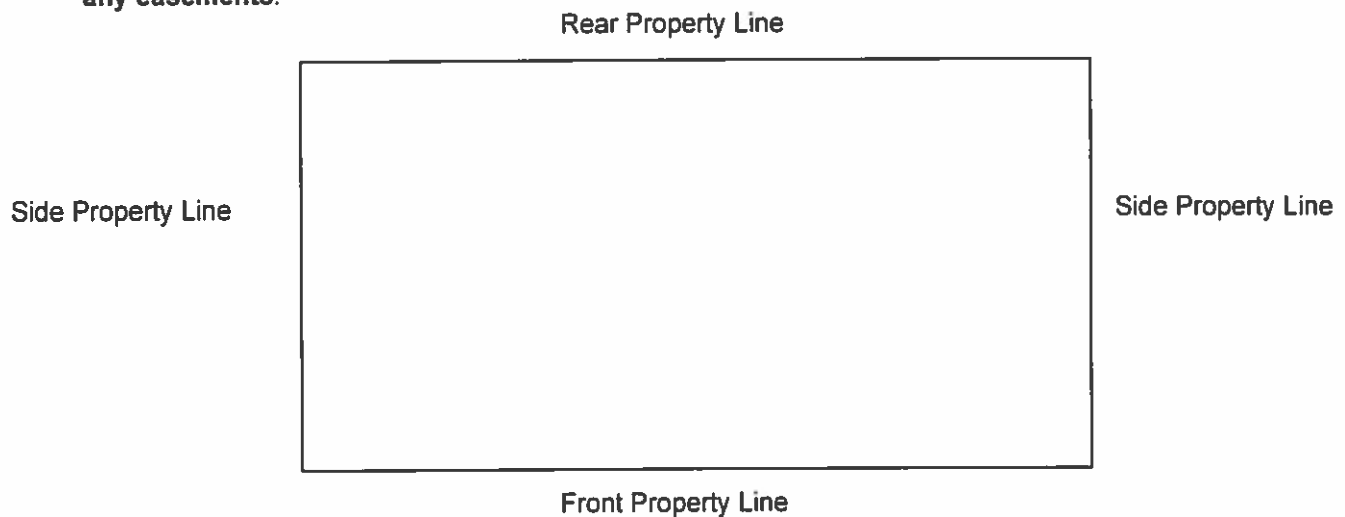
Permit No. \_\_\_\_\_

ZONING PERMIT APPLICATION FACT SHEET  
**Residential Accessory Building / Storage Shed**  
(for all structures under 1000 sq.ft. only)

Municipality \_\_\_\_\_  
Name \_\_\_\_\_  
Phone No. \_\_\_\_\_  
Address \_\_\_\_\_  
Subdivision \_\_\_\_\_ Lot No. \_\_\_\_\_  
Lot Size \_\_\_\_\_

Contractor \_\_\_\_\_  
Phone No. \_\_\_\_\_  
Address \_\_\_\_\_  
Cell No. \_\_\_\_\_  
Estimated Cost \_\_\_\_\_

I. Complete the diagram. Show all dimensions from property lines and easements for all existing structures – house, garage, and proposed building location. Use additional sheet if required. **Sheds cannot be placed in any easements.**



NOTE: If applicable, you must show location of on-lot septic system

II. Dimensions:

1. Building Size: Width \_\_\_\_\_ Length \_\_\_\_\_ Height \_\_\_\_\_  
Sq. Ft.: \_\_\_\_\_ ft. No. of stories: \_\_\_\_\_

III. Shed Type: Prefabricated  Built on-site  Pole-building

Will be placed: Concrete Block  Gravel Bed  Concrete Slab  6x6 ties w/stone  Concrete Foundation

IV. Electric: Yes  No

**FINAL INSPECTION REQUIRED – CALL TECHNICON ENTERPRISES, INC. II (610) 286-1622**

\_\_\_\_\_  
Applicant

\_\_\_\_\_  
Date

\_\_\_\_\_  
Code Enforcement/Zoning Officer

\_\_\_\_\_  
Date

INSPECTION APPROVED  INSPECTION DISAPPROVED INSPECTION DATE \_\_\_\_\_

Issue Date \_\_\_\_\_  
Tax Parcel No. \_\_\_\_\_  
Permit Fee \_\_\_\_\_  
Expiration Date . \_\_\_\_\_

Zoning District \_\_\_\_\_

Date Stamp \_\_\_\_\_

Permit No. \_\_\_\_\_

ZONING PERMIT APPLICATION FACT SHEET

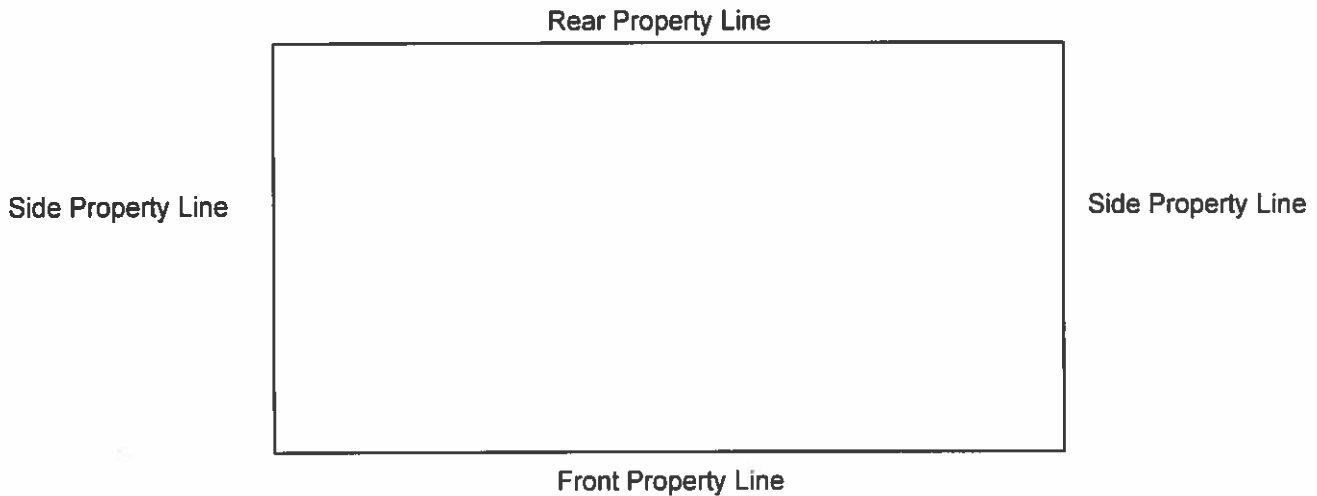
**Agricultural Buildings**

(A structure utilized to store farm implements, hay, feed, grain or other agricultural or horticultural products or to house poultry, livestock or other farm animals and milk house. The term includes a carriage house owned and used by members of a recognized religious sect for the purpose of housing horses and storing buggies. The term shall not include habitable space or spaces in which agricultural products are processed, treated or packaged and shall not be construed to mean a place of occupancy by the general public)

Municipality \_\_\_\_\_  
Name \_\_\_\_\_  
Phone No. \_\_\_\_\_  
Address \_\_\_\_\_  
Subdivision \_\_\_\_\_ Lot No. \_\_\_\_\_

Contractor \_\_\_\_\_  
Phone No. \_\_\_\_\_  
Address \_\_\_\_\_  
Cell No. \_\_\_\_\_  
Estimated Cost \_\_\_\_\_

- I. Complete the diagram. Show all dimensions from property lines for all existing structures – house, garage, and proposed building location. Use additional sheet if required.



NOTE: If applicable, you must show location of on-lot septic system

II. Dimensions:

1. Building Size: Width \_\_\_\_\_ Length \_\_\_\_\_ Height \_\_\_\_\_  
Sq. Ft.: \_\_\_\_\_ ft. No. of stories: \_\_\_\_\_

III. Shed Type: Prefabricated  Built on-site  Pole-building

Will be placed: Concrete Block  Gravel Bed  Concrete Slab  6x6 ties w/stone  Concrete Foundation

IV. Electric Yes  No

**FINAL INSPECTION REQUIRED – CALL TECHNICON ENTERPRISES, INC. II (610) 286-1622**

\_\_\_\_\_  
Applicant

\_\_\_\_\_  
Date

\_\_\_\_\_  
Code Enforcement/Zoning Officer

\_\_\_\_\_  
Date

INSPECTION APPROVED  INSPECTION DISAPPROVED INSPECTION DATE \_\_\_\_\_

Issue Date \_\_\_\_\_  
Tax Parcel No. \_\_\_\_\_  
Permit Fee \_\_\_\_\_  
Expiration Date . \_\_\_\_\_

Zoning District \_\_\_\_\_  
Permit No. \_\_\_\_\_

Date Stamp

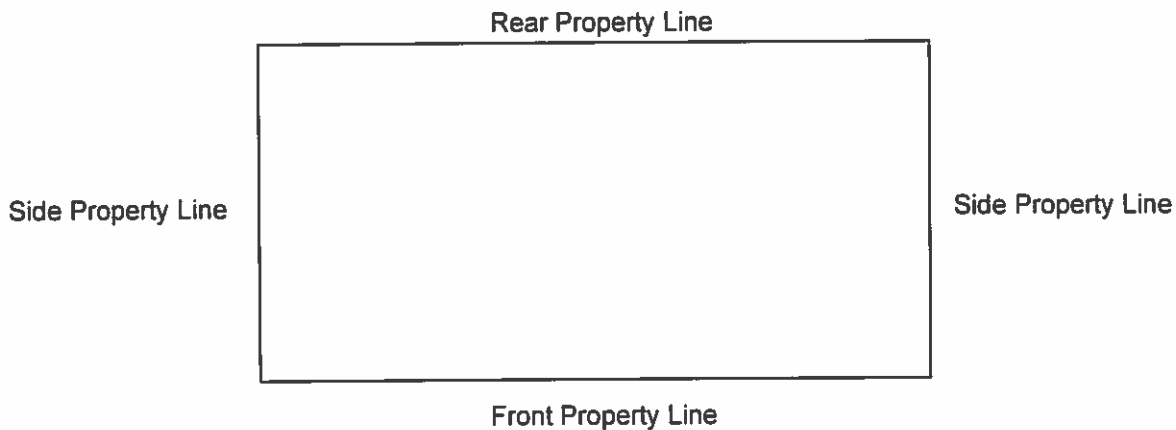
ZONING PERMIT APPLICATION FACT SHEET  
**Unroofed Deck / Patio Construction**

**NOTE: This form is restricted to structures less than 30" above finished grade for the total structure. Higher structures require a Building Permit.**

Municipality \_\_\_\_\_  
Name \_\_\_\_\_  
Phone No. \_\_\_\_\_  
Address \_\_\_\_\_  
Subdivision \_\_\_\_\_ Lot No. \_\_\_\_\_  
Lot Size \_\_\_\_\_

Contractor \_\_\_\_\_  
Phone No. \_\_\_\_\_  
Address \_\_\_\_\_  
Cell No. \_\_\_\_\_  
Estimated Cost \_\_\_\_\_

I. Complete the diagram. Show all dimensions from property lines for existing home and proposed deck or patio construction. Use an additional sheet if required.



NOTE: If applicable, you must show location of on-lot septic system

II. Deck: (Information required for a permit)

1. Size of Deck: \_\_\_\_\_
2. If attached to house – how will joists be supported: Ledger  Hangers
3. Type of Lumber: Pressure Treated  Redwood  Other  \_\_\_\_\_
4. Size of Lumber: Support Post \_\_\_\_\_ Floor Joist \_\_\_\_\_
5. Spacing of floor joist center: 16"  24"
6. Height of deck above ground at each corner: FL \_\_\_\_\_ FR \_\_\_\_\_ RL \_\_\_\_\_ RR \_\_\_\_\_
7. Height of railing above finished deck: \_\_\_\_\_ above finished steps: \_\_\_\_\_

III. Patio: (Information required for a permit)

1. Size of Patio: \_\_\_\_\_
2. Construction: Brick/Pavers  Concrete

\_\_\_\_\_  
Applicant

\_\_\_\_\_  
Date

\_\_\_\_\_  
Code Enforcement/Zoning Officer

\_\_\_\_\_  
Date

**FINAL INSPECTION REQUIRED – CALL TECHNICON ENTERPRISES INC., II. (610) 286-1622**

- INSPECTION APPROVED  
 INSPECTION DISAPPROVED

INSPECTION DATE/SIGNATURE \_\_\_\_\_ / \_\_\_\_\_

Issue Date \_\_\_\_\_  
Tax Parcel No. \_\_\_\_\_  
Permit Fee \_\_\_\_\_  
Expiration Date . \_\_\_\_\_

Zoning District \_\_\_\_\_  
Permit No. \_\_\_\_\_

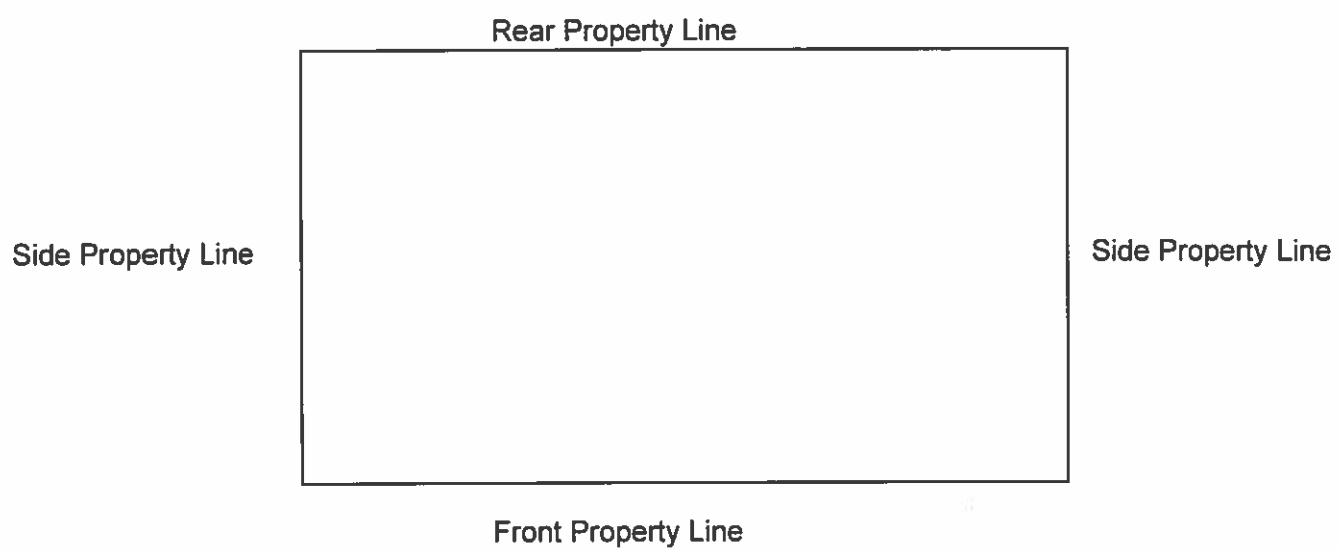
Date Stamp \_\_\_\_\_

ZONING PERMIT APPLICATION FACT SHEET  
**Fence Construction**  
(for fences less than 6 ft. in height only)

Municipality \_\_\_\_\_  
Name \_\_\_\_\_  
Phone No. \_\_\_\_\_  
Address \_\_\_\_\_  
Subdivision \_\_\_\_\_ Lot No. \_\_\_\_\_

Contractor \_\_\_\_\_  
Phone No. \_\_\_\_\_  
Address \_\_\_\_\_  
Cell No. \_\_\_\_\_  
Estimated Cost \_\_\_\_\_

I. Complete the diagram. Show setback lines for existing structures – building, etc. and proposed fence construction. **Fence cannot be placed in any easements.**



NOTE: If applicable, you must show location of on-lot septic system

- II. **Fence:**  
1. Type of Fence: Split Rail  Privacy Fence  Chain Link  Other  \_\_\_\_\_  
2. Proposed Fence Height: \_\_\_\_\_ ft. \_\_\_\_\_ in.  
3. Distance fence will be from property lines: \_\_\_\_\_ ft. \_\_\_\_\_ in.

**Note: No fence can be installed in any Utility and/or Drainage Easement**

**FINAL INSPECTION REQUIRED - CALL TECHNICON ENTERPRISES INC., II (610)286-1622**

\_\_\_\_\_  
APPLICANT

\_\_\_\_\_  
DATE

INSPECTION APPROVED  INSPECTION DISAPPROVED

\_\_\_\_\_  
CODE ENFORCEMENT/ZONING OFFICER APPROVAL

\_\_\_\_\_  
DATE

INSPECTION DATE \_\_\_\_\_